



Northern Inyo County Local Hospital District

Board of Directors Special Meeting

Tuesday May 27, 2008; 1:10pm

*Board Room
Northern Inyo Hospital*

**NOTICE OF SPECIAL MEETING OF THE BOARD OF DIRECTORS
OF THE
NORTHERN INYO COUNTY LOCAL HOSPITAL DISTRICT**

NOTICE IS HEREBY GIVEN that a Special Meeting of the Board of Directors of Northern Inyo County Local Hospital District will be held starting at 1:00 p.m. on Tuesday, May 27, 2008, in the Board Room at Northern Inyo Hospital, at 150 Pioneer Lane, Bishop, California.

The agenda for this Special Meeting is as follows:

1. Call to Order
2. Opportunity for members of the public to address the Board of Directors on items described in this Notice, and/or items of interest.
3. Approval of bids for shoring and underpinning for Phase II of the building project (*action item*)
4. Fiscal Year 2009 Proposed Annual Budget (*action item*)
5. Opportunity for members of the public to address the Board of Directors on any items of interest.
6. Adjournment.

Dated: May 23, 2008



John Halfen, Administrator
Northern Inyo County Local Hospital District

**THIS PAGE
INTENTIONALLY
LEFT
BLANK**

Turner

Turner Construction Company
1211 H Street
Sacramento, CA 95814
Phone: 916.444.4421
Fax: 916.444.9214

May 21, 2008

Mr. John Halfen
Northern Inyo Hospital
150 Pioneer Lane
Bishop, CA 93514

Subject: Bids received for shoring and underpinning at Phase II

Dear Mr. Halfen,

Turner Construction has received two bids from qualified firms for the work described as Shoring and Underpinning for work associated with the construction of the new hospital building at the completion of the demolition of the 1949 building.

Bids were received from:

Schnabel Foundation Company	Base Bid	\$190,162.00
3075 Citrus Circle, #150	Alt. #1	\$11,000.00
Walnut Creek, CA 94598	add for Engineers Stamp	\$10,000.00 (estimated)
	Total	\$213,162

And

Drill Tech	Base Bid	\$263,922
2200 Wymore Way	Alt. #1	Not Bid
Antioch, CA 94509	Engineers Stamp	Included
	Total	\$263,922

After interviewing the low bidder, Schnabel Foundation Company it was determined they have included a complete scope of work and is deemed to be the low responsible bidder for this work. Turner Construction recommends awarding a contract to Schnabel Foundation Company by Northern Inyo Hospital for the proposed work.

Schnabel is in the process of determining the exact cost for having a licensed structural engineer stamp their shoring design documents. They normally have their designs stamped by a registered and licensed Civil Engineer but for this project OSHPD requires the design be stamped by a licensed Structural Engineer. Turner has estimated \$10,000 for this as shown above but we anticipate the cost will actually come in less than this amount. The final contract to Schnabel will be adjusted accordingly once this information is available.



Turner Construction Company
1211 H Street
Sacramento, CA 95814
Phone: 916.444.4421
Fax: 916.444.9214

Turner requests your approval to issue a Notice To Proceed as soon as possible so that the engineering and design of the shoring system can be started.

This is considered a design-build contract and the design from Schnabel will be delivered to the project Architect for incorporation into the Demolition and Abatement OSHPD set of documents in order to receive the OSHPD Demolition permit for the 1949 Building.

Should you have any questions please contact us.

Sincerely,

A handwritten signature in black ink, appearing to read "Arlen Arnold".

Arlen Arnold
Project Executive
Turner Construction Co., Inc.

Attachments
Bid from Schnabel
Bid from Drill Tech

BID FORM

Fax to 916-444-9214 / May 5, 2008

NORTHERN INYO HOSPITAL - SHORING & UNDERPINNING PACKAGE

Need complete on Form 30

SUBMITTED BY: (Company Name/Address)

Schnabel Foundation Company
3075 Citrus Circle #150
Walnut Creek, Ca 94598

Phone No. 925-947-1881

Fax No. 925-947-0418

TRADE CONTRACTOR INFORMATION:

License No. 424128

Unemployment Insurance No. 302-5811-5

State Sales Tax I.D. No. 30-654503

State of Incorporation District of Columbia

Federal I.D. No. 53-0245401

Company Contact Claus Ludwig

In accordance with the Drawings, Specifications and Invitation to Bid dated April 15, 2008, we submit the following bid:

Bid Package Description: Shoring and Underpinning

1. BID PRICE

Base Bid

Subguard Insurance @ 1.15%

TOTAL LUMP SUM BID

*plus
revenue \$11,000
the bid*

\$ 188,000

\$ 2,162

\$ 190,162

Lump Sum in Words (Total including bond)

One hundred ninety thousand, one hundred and sixty two dollars

2. ADDENDA NOTED:

- Addenda noted: No.'s None

3. PAYMENT AND PERFORMANCE BONDS:

Payment and Performance bonds may be required and will be reimbursed at actual cost. **DO NOT** include the cost of bonds in your price unless Bid Instructions state otherwise.

Your payment and performance bond rates is 1% based on 1 yr warranty period from substantial completion of our work

4. ACKNOWLEDGEMENT OF CONTRACT FORM

- Bid is submitted with acknowledgement of Trade Contractor Agreement, and the Assignment Agreement both without modification, as the form of Contract. *
- Acknowledge Attachment B - Part 5 without modification *see attached*
- Acknowledge Formula for Changes attached to this bid form
- Acknowledge Attachment C for Design Build Contractors
- Acknowledge Attachment D insurance requirements

Initial Acknowledgment
Initial Acknowledgment
Initial Acknowledgment
Initial Acknowledgment
Initial Acknowledgment

* sub contract terms shall be consistent with Turner/Schnabel nationwide agreements
Subcontractors proposal

shall be per previous agreements

AUTHORIZED SIGNATURE

[Signature]

TITLE

Branch Mgr

BID FORM ATTACHMENT

SUBMITTED BY: Schnabel Foundation Co. (Trade Contractor)

A. Mandatory Alternate Pricing.

A1	<u>Remove top 2'</u>	<u>Add</u> DEDUCT \$ <u>11,000</u>
A2	<u>Remove all shoring</u>	DEDUCT \$ <u>no bid *</u>
A3	_____	DEDUCT \$ _____
A4	_____	ADD \$ _____
A5	_____	ADD \$ _____

* this is seldom done; price will depend on access

B. Unit Prices:

UP1	_____	ADD \$ _____	SF
UP2	_____	ADD \$ _____	EA
UP3	_____	ADD \$ _____	EA

C. Voluntary Value Engineering Alternates: Include any suggestions that could be incorporated after contract award.


VE1	_____	ADD/DEDUCT \$ _____	LS
VE2	_____	ADD/DEDUCT \$ _____	LS
VE3	_____	ADD/DEDUCT \$ _____	LS
VE4	_____	ADD/DEDUCT \$ _____	LS

NONCOLLUSION DECLARATION BY BIDDER

State of California
County of Inyo

"I, Claus Ludwig, declare that I am the party making the foregoing bid, that the bid is not made in the interest of, or on behalf of, any undisclosed person, partnership, company, association, organization, or corporation; that the bid is genuine and not collusive or sham; that the bidder has not directly or indirectly induced or solicited any other bidder to put in a false or sham bid, and has not directly or indirectly colluded, conspired, connived, or agreed with any bidder or anyone else to put in a sham bid, or that anyone shall refrain from bidding; that the bidder has not in any manner, directly or indirectly, sought by agreement, communication, or conference with anyone to fix any overhead, profit, or cost element of the bid price, or of that of any other bidder, or to secure any advantage against the public body awarding the contract of anyone interested in the proposed contract; that all statements contained in the bid are true, and, further, that the bidder has not, directly or indirectly, submitted his or her bid price or any breakdown thereof, or the contents thereof, or divulged information or data relative thereto, or paid, and will not pay, any fee to any corporation, partnership, company, association, organization, bid depository, or to any member or agent thereof to effectuate a collusive or sham bid."

"I declare under penalty of perjury under the laws of the State of California that the foregoing is true and correct."



Signature

5/5/08

Date

--END OF NONCOLLUSION DECLARATION BY BIDDER--

Attachment B Part 1 - 4 Parameters of Subcontract Proposal (Applies to all Trades)

1. All requirements and services identified in the Trade Contractor Procedures Manual, dated September 11, 2006, Revised September 26, 2006 are part of these documents (permits, labor, EEO, temporary power, ~~temporary water~~, trash, toilets, storage, line and grade, hoists, safety etc.). *Subcontractor reserves the right to review this manual and request equitable compensation for complying with it.*
2. Parameters of Subcontract Bids:

Clause to review

- a. ~~The form of Subcontract is the Trade Contractor Agreement, Item No. 07 in the bid book, without modification. Any exceptions to the terms and conditions will be grounds for rejection of the bid.~~ *Subcontract shall be per Turner/Schnabel nationwide agreement*
- b. If a particular item of work appears to be included in more than one bid package, the bidder shall ensure that they have covered this item (s) of work and shall not assume that it is covered by another bid package. Bidders are responsible for all items of work in their attachment B, *except as modified on Attach. A or by Subcontractor's proposal.*
- c. Attachment B, Scope of Work, Part 5 takes precedence over any notation on the drawings or in the specifications as to the responsibility of which bid package any item of work is included in.
- d. Bidders are assumed to be knowledgeable of this type of work and shall include all normal requirements to produce a complete system ready for its intended use as described by these documents. *Knows*
- e. The Contract Documents are presented as complete and with the intention to provide a complete system. Any discrepancies or omissions shall be brought to Turner's attention prior to bid. Where discrepancies in the bid documents do exist, the more stringent requirement shall apply.
- f. Bidders are encouraged to make a site tour and become familiar with the site and existing conditions prior to bidding.
- g. Provide unit prices, alternate prices, and breakout prices as requested on the Bid Form.
- h. Allowances requested in Part 5 of the attachment B are exclusive of overhead and profit. These amounts will be deducted from the contract amount via a deductive change order immediately upon contract signing. The amounts in these allowances will be utilized at Turner's sole discretion.
- i. Your base lump sum proposal is to be based upon Turner withholding a 10% reserve from the monthly progress payments. Final payment will be made as described in the Trade Contractor Agreement and the Trade Contractor Procedures Manual. Additionally, Turner will withhold an additional 7% from the monthly progress payments for all subcontractors not having a permanent place of business as required by the California Revenue and Taxation Code Section 18662. Subcontractor payment applications are due on the Project Superintendent's desk by the 20th day of the month, projecting work completed through the end of the month.
- j. Work is to be performed in accordance with Turner's construction schedule. A corresponding Schedule of Values (see the Subcontractor Procedures Manual) will be required from the Subcontractor within 14 days of award of the subcontract. *
- k. At least one of your key personnel on site shall be OSHA 30 hour certified within the past three years. If not, your proposal is to include the cost for the Turner/OSHA 30-Hour Safety Certification training course via The Turner Knowledge Network (TKN).

()*

as provided between

subcontract

1) The cost is four hundred ninety-five dollars (\$495.00) per person plus the cost of

** Subcontractor's schedule shall be mutually agreed upon.*

Schedule issue what is the true duration Oct 14 - 11/10

Attachment B Part 1 - 4 Parameters of Subcontract Proposal (Applies to all Trades)

the time, 30 hours, for the training.

- 2) Your supervisory staff will be required to show evidence of this certification no more than three (3) months after written notification of award.
- 3) Detailed instructions explaining how to register and take the course will be attached to your written notification of award.
- 4) Failure to comply with this requirement will be deemed a material breach of your contract and subject to all of the terms and conditions therein.
- 5) Alternately, you can show that your key field supervisory staff has completed another industry recognized OSHA 30-Hour Safety Certification training course within the past three years.

Note: If the certification expires any time during the course of construction when you are actively performing your work, you will be required to show evidence of successfully taking the TKN 30-Hour Safety Certification training for all key field supervisory staff. Any and all costs associated with the certification and/or re-certification will be required to be included in your base bid proposal.

- I. Your proposal is to include the cost for complying with Turner's Substance Abuse Policy. This policy requires pre-employment drug/alcohol testing, post-incident drug/alcohol testing and drug/alcohol testing "for cause". The cost of each drug test kit is \$40. All workers must be tested upon completion of the project specific orientation program that will be conducted each morning prior to the start of the workday. All subcontractor supervisory personnel are responsible for ensuring their respective workers attend safety orientation to receive a drug/alcohol testing kit inclusive with a chain of custody. All drug/alcohol test kits shall be supplied by Turner Construction. The Trade Contractor is to include cost of all test kits for their workers in their Base Bid. Deductive change orders will be issued at reasonable intervals to reimburse Turner for the cost of the kits. In the event a worker does not return to the site with a valid receipt from the designated drug testing clinic, the cost to replace the drug testing kit shall be covered by the Trade Contractor. In the event a worker must be sent for additional drug/alcohol testing due to post-incident or "for cause", the Trade Contractor shall be responsible for the cost of each drug testing kit.

3. Bonds:

Payment and Performance Bonds maybe required and are to be provided on the forms included in the bid book; through a Surety listed in the current Federal Register Circular 570 and California Civil Code 995.120, may be required. **DO NOT** include the cost of bonds in your base bid. The Subcontractor is advised **NO PAYMENT** will be issued prior to receipt of properly executed and verified Performance and Payment Bonds.

4. General:

- a. Throughout the specifications, the word "Contractor" may be used. In all cases, unless indicated otherwise within this attachment, it should be interpreted to read "Trade Contractor". *This applies only to the extent specifications define Subcontractor's scope of work.*
- b. The Trade Contractor is responsible to provide each of its employees, and employees of tier-subcontractors, with ANSI-approved hard hats and protective eyewear. These items are to be worn properly at all times while the employees are within the confines of the Project site.
- c. A consistent, single source of responsibility for fieldwork supervision will be required. Additionally, this individual will be required to attend weekly coordination meetings called by Turner's Superintendent.
- d. Provide multiple move-ons as required to complete your work per the Preliminary Project

Attachment B Part 1 - 4 Parameters of Subcontract Proposal (Applies to all Trades)

Schedule.

- e. Parking shall be in areas as designated by Turner's Superintendent.
- f. There will be a limited amount of available storage on site. Coordinate with Turner's Superintendent prior to storing any materials.
- g. Construction and emergency vehicle access must be maintained at all times.
- h. The Subcontractor is responsible for providing and paying for any other permits and fees necessary for completion of this work. Coordination of inspections with local and state agencies and the Owner's inspectors are the responsibility of the Subcontractor and Contractor. *OSHA ok*
- i. ~~Provide all layout, lines, surveying and setting of grades as required for the completion of this work.~~
- j. ~~Provide all field measurement as required to perform this scope of work.~~ *ok*
- k. Each Trade Contractor is to provide any and all flagmen, traffic control devices, etc., required for the completion of their work.
- l. The Trade Contractor is to provide all temporary protection (weather, dust, safety, etc.) which is required by or associated with this Work.
- m. The rigging and hoisting of all material, equipment and debris is the responsibility of the Trade Contractor.
- n. The Trade Contractor shall provide all scaffolding required for this work.
- o. ~~Include any task lighting required for this work.~~ *Night work is excluded delitt*
- p. Each Trade Contractor is responsible for cleaning all mud, dirt, debris, etc., from their vehicles prior to them leaving the site. Streets are to be kept clean at all times.
- q. ~~Confirm all field conditions and perform all field measurements prior to fabrication and installation.~~ *ok*
- r. All FOB items are to be delivered to the staging area location as designated by Turner's Superintendent and shall include off-loading. Turner will not have labor or lifts to offload any FOB items.

END

Attachment B

5.0 SCOPE OF WORK:

Complete SHORING SYSTEM AND UNDERPINNING

- a. **General Scope of Work:** Provide ALL design and engineering, submittals, shop drawings, labor, materials, apparatus, tools, equipment, transportation, temporary construction, and special services as required for a Shoring system complete and Underpinning as called for in the request for pricing, and in this Attachment B.
- b. **Specific Contract Documents:** This Scope of Work includes all bidding Documents listed in the Attachment A dated April 14, 2008.
- c. The documents listed above apply as related to the scope of work in this bid package.
- d. Specific inclusions for this bid package are listed below.

over stamp \$

5.1 **PRECONSTRUCTION PHASE:** The subcontractor will be responsible for engineering completely all items relating to the complete Shoring and Underpinning System and in completing a fully coordinated, code compliant set of construction documents, stamped by a ~~Structural~~ ^{Civil} Engineer licensed in the State of California, to be submitted to the Architect and Engineer for submission to OSHPD. Your engineered drawings shall contain complete information and the level of detail required to construct a fully coordinated and functioning Shoring and Underpinning System complete as required. ~~Provide Error and Omissions Insurance per Attachment C.~~ ^{Subcontractor's design liability shall be covered through its General Liability policy.}

5.1.1 **SPECIFIC INCLUSIONS:**

need clarification on who this is
OSHPD / City of Bishop

- a. Contractor to provide fully code compliant set of construction documents for submission to the AHJ's, containing a complete, functioning Shoring and Underpinning System including, but not limited to, all related reinforcing steel, shot-crete, piers and/or micro piles and related concrete for underpinning procedures.
- b. **MEETING PARTICIPATION AND STAFF REQUIREMENTS – CONTRACTOR** will assign qualified, experienced staff to *proactively* participate in ongoing meetings as required by Turner Construction throughout the design coordination process to develop the final design and related documents. CONTRACTOR to assign Pre-Construction Manager to lead the effort and serve as the single point of communication. CONTRACTOR to provide staff chart and work plan for all parties.
- c. **ENGINEERING AND DESIGN DEVELOPMENT – CONTRACTOR** will fully engineer, coordinate and detail the Shoring and Underpinning systems with the following activities:
 1. Excavation (by others)
 2. Soil Anchors (If needed)
 3. Dewatering (by others)
 4. Rebar (by others)
 5. Concrete (by others)
- d. **DOCUMENT DEVELOPMENT AND REVIEW – CONTRACTOR** will provide coordination for the submittal of a complete and fully detailed set of construction drawings for OSHPD permit approval for the shoring and underpinning only. These detailed drawings shall be fully coordinated with other trades and shop drawings shall include anchorage details and calculations, for permit approval by OSHPD, and ready for construction. No deferred approvals will be allowed.
- e. **SCHEDULING INPUT – CONTRACTOR** to participate in collaboration with TCCo and all subcontractors in developing and updating on a continual basis the Pre-Construction and Construction Schedules. Provide written required sequence of construction to complete all work in occupied or complicated areas.

delete
etc. he
add
work

concrete for by others

He will have a permit to mine
Appals, underpinning
includes excavation as
required -
during lagging - earthwork
guy beams B4

Attachment B

Coordinate

- f. ~~LOGISTICS PLANNING - CONTRACTOR will provide a drawing with narrative detail as necessary to fully develop access into and out of project site, including, but not limited to the following:~~
- ~~1. Placement of Equipment~~
 - ~~2. Tree Protection Measures~~
 - ~~3. Flagmen and Material Delivery~~
 - ~~4. Traffic Control Requirements Adherence~~
- g. COORDINATED SHOP DRAWINGS - CONTRACTOR to coordinate their shop drawings with all other trades and systems, such as: waterproofing, concrete, structural steel, metal decking, miscellaneous metals, landscaping, etc. ✓

5.2 CONSTRUCTION PHASE:

5.2.1 SPECIFIC INCLUSIONS:

- a. Provide shoring as indicated on the bidding documents provided to you. ✓
- b. Shoring will be design-build by the shoring contractor. The shoring design will be reviewed by OSHPD. Provide design development documents within 20 working days of NTP, and final design documents that will be submitted to the State for permit within 10 working days of receipt of review comments on the preliminary drawings. Preliminary design submittal shall be detailed to a level where all depths and dimensioned locations of shoring are identified and coordinated with the demolition and structural drawings. ~~The coordinated drawings shall also take into consideration the requirements of steel erection cranes and the resulting surcharge weight from such activities.~~ ✓
- c. The Shoring portion of the work is to be performed utilizing the geotechnical reports that are made available to the Contractor for information only. All such information is for reference and guidance to be utilized in the design. ✓
- d. The site access and egress locations will be provided to the contractor prior to mobilization for this scope of work. Contractor will have sufficient access to perform shoring and underpinning work. ✓
- e. ~~Installation of tiebacks shall take place under the supervision of the Contractor's licensed engineer or his agents. All tieback-tensioning reports will be provided to the Owner's inspectors as the work progresses. The Contractor's licensed engineer shall be responsible to ensure the proper installation of the tiebacks and the shoring system in its entirety. The location of the shoring must take into account the tensioning hardware to insure that it does not conflict with the outside face of the foundation walls and the waterproofing membrane.~~ ✓
- ~~1. If any, Tieback caps and any other items that may protrude through the face of the shot-crete system or the shoring system shall be reviewed and approved by the Waterproofing Contractor prior to application.~~
- A shoring system that provides for a site that is clear of internal braces and obstructions in order to allow foundation concrete work and structural steel erection to proceed unimpeded is required. This shoring system must incorporate soldiers, lagging and tiebacks, or other systems that eliminate the need for any internal bracing within the construction area. ✓
- g. The complete shoring system must remain intact until the completion of all foundation walls, steel erection up to the 1st floor, and required concrete cast in place to insure that all foundation walls are completely braced. ✓
- h. Provide the following Alternates:
- AL#1 - upon completion of the foundation walls, the shoring will remain in place. Provide a cost remove the top 2 feet of the shoring system. *Cost included in contract*

Includes 20% underpinning @ tunnel

Attachment B

~~AL#2 - upon completion of the foundation walls provide a cost to remove the shoring system~~

- i. Upon completion of the work, an as-built ~~survey~~ ^{others} performed by the Contractor will record locations of all shoring and tieback locations and will be submitted to Turner Construction for the Owner's records. ~~leave~~

The Contractor assumes all responsibility for the work and the safe support of the existing buildings, and all other property adjacent to the work. Protection of all live and inactive existing utilities, not scheduled for removal is included in this work. ~~See sub-contractor's proposal for clarification of responsibility for utility location, relocation, etc.~~

- k. The Contractor shall remove unused shoring material and debris from the jobsite upon completion of his work. ~~Turner to provide an on-site debris box for Contractor's use.~~

- l. Coordination with Excavation Contractor, including, but not limited to the following:

1. Reviewing ^{as reasonably required} the monitoring of the Vertical and Horizontal movement of the shoring system ~~daily~~ with the Excavation Contractor and identifying any items that may have a significant impact on the success and final outcome of the project(s).
2. Coordination for installation of shoring and underpinning system as excavation by the excavation contractor commences.
3. Place all ^{soldier beam} spoils in area designated by the Turner Superintendent for removal by the excavation contractor.
4. Shoring contractor shall be responsible for their own dust control when moving excavated material from your operation to the spoils stockpile.

add
M. Contractor shall not be responsible for shoring/underpinning movement that is within industry tolerances.

5.2.2 STANDARD INCLUSIONS:

- a. Protect existing work and construction that is to remain in place and becomes exposed during demolition operations.
- b. This contractor will provide dust control during the entire duration of their site activities (for your work only), consisting of wetting down site and roadways as required or deemed necessary by Turner Project Superintendent, and the City of Bishop. *Water to be provided by others* *OK*
- c. ~~Provide Traffic Control Plan as required for import, export, and concrete trucking operations. This plan shall be submitted in drawing and narrative form to Turner Construction for review. This plan shall also meet the approval of the Authorities Having Jurisdiction prior to execution.~~ *OK*
- d. The Subcontractor shall be responsible for protecting the egress from damage at all times upon debris removal.
- e. Existing and relocated site utilities will be marked. Subcontractor to keep their access routes to those as designated by the Turner Superintendent. ~~Subcontractor includes protection where he crosses underground utilities.~~ *OK*
- f. The Owner will provide the permits for the shoring. The Contractor at Contractor's cost must ^{OSHA} obtain all other required permits and pay the associated fees. *OK*
- g. The Contract includes coordination with testing and inspections (including archaeologist) performed by the Owner and all other jurisdictions. ~~The Contractor will provide labor and equipment assistance for the performance of these tests and inspections as may be required.~~ *OK*
- h. ~~The Contractor~~ ^{Owner or Turner} is responsible to locate and install horizontal and vertical movement indicators and monitoring reference marks that are to be placed on all areas and structures contiguous to the excavation. Contractor will submit a proposed layout and location of the indicators to Turner for Owner to review. These will be monitored ^{at reasonable intervals} daily by a qualified

Attachment B

Turner or Owner

as is reasonably at regular intervals

individual from the Shoring Contractor's staff. A licensed engineer hired by and paid for by the Shoring Contractor shall review the findings at least once per week to validate the results and confirm that movement of the shoring system is within tolerances. The daily results from each measurement taken shall be reviewed with the Excavation Contractor and Turner Construction Superintendent ~~at the beginning of each work day.~~ Any problems or discrepancies found with movement of the shoring systems shall be immediately brought to the attention of Turner Construction. These surveys will continue daily or until such time as Owner approves a reduction in the number required. ~~Contractor will perform an initial base line survey prior to the start of excavation. Once excavation begins, the Contractor will perform daily monitoring surveys (Monday through Friday only) to an allowance total of 30 work days. Surveys will need to continue beyond the timeframe of the completion of the work under this contract, but are excluded by the Contractor and will be performed by the Owner. The findings of the movement monitoring surveys will be provided to Turner for review by the Owner each Monday for the previous week's daily results measured against the baseline survey. **~~

Turner or Owner

Owner's or Turner's

Owner shall provide a California licensed surveyor to set all required survey and layout of coordinates and establish building control points. ~~All lines, layout and setting of grades as required for the Contractor's work are the Contractor's responsibility. The Owner will provide one (1) north-south baseline, one (1) east-west baseline and two (2) benchmarks for the Contractor's use. All other layout, line and level are the Contractor's responsibility.~~


deliberate

- i. ~~Owner shall provide a California licensed surveyor to set all required survey and layout of coordinates and establish building control points. All lines, layout and setting of grades as required for the Contractor's work are the Contractor's responsibility. The Owner will provide one (1) north-south baseline, one (1) east-west baseline and two (2) benchmarks for the Contractor's use. All other layout, line and level are the Contractor's responsibility.~~
- j. The Contract includes the arranging for and paying for all temporary water and temporary phone service (if needed by this contractor) as required for this scope of work.
- k. Contractor has read and understood the geotechnical and soils reports for the site and acknowledges no additional change orders will be allowed if conditions are not unusually different from said report findings.
- l. Adherence to all local regulations as required by the AHJs (Authorities Having Jurisdiction), including, but not limited to calling for utilities location verification, notification and arrange for soils testing and inspection of work in place, and coordination with Turner Construction.
- m. ~~Temporary Fencing: Relocations for access, accommodations for your work, or repair of fence from exposure to CONTRACTOR's work is included. Temporary fencing will be installed by Turner; any repairs needed due to damage or relocations made necessary by this Contractor and the cost of said repair or relocations will be this Contractors responsibility.~~

Exclusions:

- a. Safe off of existing utilities
- b. Dewatering
- c. Temporary fencing at perimeter of the site will be provided by Turner.
- d. Turner Construction will complete a pre-construction survey prior to the beginning of demolition.
- e. Removal of earth will be by the excavation contractor. Coordination of excavation with shoring operations is a part of the scope of this work.
- f. Any hazardous materials abatement, including but not limited to lead paint, asbestos, PCB's, hydraulic fluids, freon, fuel tank decommissioning, etc. All abatement activities are by others prior to the start of this work.
- g. Cost of Permits (Shoring contractor shall ~~be~~ ^{not} responsible for obtaining permits from the City)
- h. Damage to existing trees.

*Schedule -
as per monitoring
ma system with basis
which site. Turner
has whole picture*



*if temp fence needs
to be removed to do work
Sch. will repair
if Sch. of
schedule*

*** Subcontractor shall perform its own B7 monitoring based on its own requirements. monitoring described herein shall be by others.*

Turner = Healthcare

Attachment B

5.3 UNIT PRICING:

The Subcontractor will provide the following Unit Prices to be used for changes in the Work. The unit prices listed below include all material, labor, fringes, taxes, insurance, overhead, and profit. The inclusion of these Unit Prices here does not obligate the Owner/Turner to award the indicated work to the Subcontractor, however if such an award is made it will be done in accordance with these Unit Prices, the "Formula for Changes" and Article IX of the Subcontract.

- a. Hourly Stand-by Time for Equipment & Labor *all labor rates* \$ /HR *will depend on craft (see proposal)*
- b. Cost per SF of additional Shoring \$ 27 /SF *will depend on quantity*
- c. Cost per each for additional underpinning \$ 1ea

5.4 ALTERNATES:

The Subcontractor will provide the following Alternate Prices to be used for changes in the Work as directed by Turner. The alternate Prices listed below include all material, labor, fringes, taxes, insurance, overhead and profit. The inclusion of these Alternate Prices here does not obligate the Owner/Turner to award the indicated work to the Subcontractor, however if such an award is made it will be done in accordance with these Alternate Prices and Article IX of the Subcontract. Alternate prices are applicable for the duration of the project.

AL#1 – upon completion of the foundation walls, the shoring will remain in place. Provide a cost to remove the top 2 feet of the shoring system. *ADD/DEDUCT \$ 11,000*

AL#2 – upon completion of the foundation walls provide a cost to remove the shoring system. *ADD/DEDUCT \$ no bid*

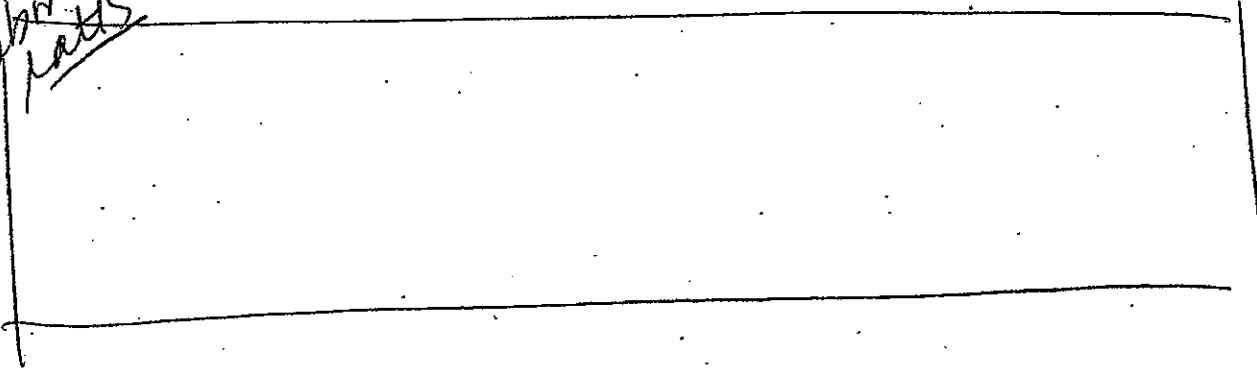
5.5 SCHEDULE:

All work will be performed between July 1 and September 15th 2008.

price will depend on access available

↑ moved out to area

labor rates



SCHNABEL FOUNDATION COMPANY

3075 Citrus Circle, #150
Walnut Creek, CA 94598
925-947-1881
Fax: 925-947-0418

To: Turner Construction Co.
Attn.: Mike Penney

Date: 5/5/08

Fax #: 916-444-9214/916-444-4421

Pages: 10, including this page

From: Claus Ludwig, P.E.

Subject: Northern Inyo Hospital, Bishop, CA

Proposal for temporary shoring and underpinning

SCOPE OF WORK

In accordance with the attached **GENERAL PROVISIONS OF THIS PROPOSAL**, we propose to furnish all materials, equipment and labor to complete the following:

Scope of Work: Temporary shoring and underpinning at the locations shown hand-written on sketch #1 dated 4/14/08. We propose to use a drilled in cantilever soldier pile system for the shoring and hand- or machine-excavated piers for the underpinning. Add prices for additional scope are given on the next page.

Base Bid:

<i>Bid Item</i>	<i>Description</i>	<i>Estimated Quantity</i>	<i>Unit</i>	<i>Unit Price</i>	<i>Extension</i>
1	Design	1	ls	\$ 8,000	\$ 8,000
2	Mobilization	1	ls	\$ 28,000	\$ 28,000
3	Temporary Shoring and Underpinning (based upon 2,200 sf)	1	ls	\$152,000	\$152,000
	TOTAL			\$188,000	\$188,000

*add
 altitud*

Add Prices

Bid Item	Description	Estimated Quantity	Unit	Unit Price	Extension
	Safety rail (maintenance and removal by others; based on minimum 200 lf)		lf	\$20 @ 400 \$ 8000	
	Bond (assumes warranty period does not exceed 1 year)			1% of final contract amount	

For the work described above, we will require the following by others (in addition to requirements described in our **GENERAL PROVISIONS**):

- Ramp for duration of our work plus min. 50-foot wide bench for soldier piles, lagging and underpinning installation. ✓
- Water at normal city pressure and flow (see General Provisions for location). *m'b'*
- 6 • Utility location (plan and profile) along soldier beam line with potholing as required prior to our mobilization to the site. *m'b'*
- ~~Layout of soldier beam locations (including hubs at center of drill holes, batter boards and recoverable offsets as necessary) and shoring wall-line.~~ *Layout needed every 30' @ corners*
- Collection and removal of drill, concrete and water spoils from our drilling operations. ✓
- Collection and removal of our underpinning spoils in a timely manner so as not to delay our work. ✓
- De-watering of the site to at least 2 ft below the bottom of the underpinning piers and subgrade prior to our commencing work. ✓
- On-site debris box. *ok m'b'*
- Bench shall be maintained firm, level, and dry, by others. If necessary, mats, cribbing, rock surfacing of benches and ramps so our equipment can move under its own power. ✓
- Demolition and any removal of overhead obstructions (tree limbs, overhead lines, etc.). *none*
- De-activation, sheathing or re-location of any overhead power lines to allow installation of soldier beams. *none*
- Removal of existing building (the one scheduled to be demolished), fences, asphalt, concrete or other obstructions prior to our mobilization. ✓
- Washout area and basin for concrete. *ok*
- OSHA rail and toe board (see add price). K-rails or other rails that may be subjected to vehicular loads shall be installed by others. *add*
- Acquisition of permits; pre-construction damage survey.

Schnabel Foundation Co., Page 3 of 10, May 5, 2008
Northern Inyo Hospital, Bishop, CA
Proposal for Temporary Shoring and Underpinning

The following are additional assumptions and/or conditions:

- Maximum depth of excavation is 6 ft.
- Scaling dimensions and elevations where not explicitly shown on plans. We have assumed that the 11x17 drawing e-mailed to us 3/28/08 is at 1" = 30 ft.
- That no underpinning is required at the Central Plant.
- We will drill as close as is safely possible to the existing roof overhang.
- That underpinning is limited to a 20 lf wall length as shown on the 11x17 drawing e-mailed to us 3/28/08.
- That underpinning piers will not exceed 5 ft in depth. See our attached sketch, sk-4, that shows assumed condition (including assumption about crawl space).
- That existing footings, except at underpinning locations, are outside 1:1 line from bottom of excavation (see attached sketch, sk-3).
- ~~That construction will be no later than summer 2008.~~
- Shoring wall not designed for water pressure (i.e., back of wall is dewatered). ✓
- Subcontract terms and schedule to be mutually agreed to. ✓
- That surcharge loading, other than at underpinning locations, does not exceed 250 psf. Special loading conditions will need to be addressed case by case; there may be price impacts.
- If the shoring will be used as a back-form for a wall pour (or shotcreted wall), the shoring will be placed to a tolerance of 0" to 2"; the concrete contractor should accordingly figure 2" of additional concrete or shotcrete in excess of the design thickness to account for the shoring placement tolerance where the shoring is used as a back-form for the new basement wall. no

Specifically excluded from this work are (in addition to exclusions described in our **GENERAL PROVISIONS**): responsibility for damage to utilities or other improvements not shown on plans (in plan and elevation) or shown incorrectly or inadequately on plans; videos, photography, surveying, safety rails (see add price); permits other than OSHA permit; waterproofing or facilitating waterproofing; CG 20 10 11 85 Additional Insured form (we will provide our own form); allowances for unforeseen conditions; any costs associated due to working with, handling, transporting or disposing of contaminated or hazardous materials and manmade obstructions; wrap-up deductible; architectural damage; responsibility for damage to our work caused by others; indemnification, defense or insurance of you or any other party other than to the extent of our negligence; separate errors and omissions insurance policy (our design coverage is included in our general liability policy); structural engineer's stamp (we will provide civil stamp).

Schnabel Foundation Co., Page 4 of 10, May 5, 2008
Northern Inyo Hospital, Bishop, CA
Proposal for Temporary Shoring and Underpinning

This proposal is based upon a normal five-day work week of eight hours per day and one mobilization, unless noted otherwise in the Scope of Work above.

Additional Mobilization: \$ cost plus 25% for each

If we are delayed due to man-made obstructions or "by others", the following rates shall apply:

Install soldier beams: \$900 per hour per rig

Install temporary lagging, underpinning: \$500 per hour per rig

This offer to perform the stated work is based solely on this proposal and the attached **GENERAL PROVISIONS**, and no other document(s), and is valid for Thirty (30) days from the above date. **Due to circumstances beyond our control in the steel, cement, and fuel industries, we reserve the right to adjust our bid to reflect price increases if necessary.** If there is any conflict with this proposal and any bid documents, this proposal shall govern.

ACCEPTED:


Company _____

Respectfully submitted

Signature _____

SCHNABEL FOUNDATION COMPANY

Title _____



Witness _____

Claus Ludwig, P.E.
Branch Manager

Schnabel

FOUNDATION COMPANY

GENERAL PROVISIONS

The Scope of Work and Prices detailed in this proposal are based upon all of the GENERAL PROVISIONS listed below:

1. COORDINATION - You shall coordinate the project so that the work can proceed in an orderly, productive and continuous operation. For the items listed, the following will be provided to us free of charge: (A) **Soldier Beams** - excavation to the tops of the soldier beams shall be completed prior to the start of placing soldier beams, layout of the soldier beams; (B) **Lagging** - excavation to the back face of the lagging; (C) **Underpinning** - excavation to the top of the footing shall be completed prior to the start of underpinning work; (D) **Tiedowns** - the work surface shall be maintained firm and dry; (E) **Soil Nailing** - the excavation shall be made to within one (1)-inch of the back of shotcrete line; (A-E) Additional work required due to over excavation shall be paid as an extra to Schnabel. Additionally, we shall be provided free of charge: Excavation in approximately five (5)-foot lifts (or less if the soil will not stand open); rock excavation so as not to undermine or otherwise damage our work; a berm around the top of the excavation to prevent overtopping of the retention system by water or debris; safe access for our personnel, equipment and concrete trucks moving under their own power to and from each work location; access includes furnishing, placing and maintaining dry, level, firm benches (as specified in the Proposal); and ramps with mats, gravel or other surface materials as required throughout the project. Benches are to be slightly sloped away from any work area, in order to prevent ponding of water, and are to be wide enough for safe operation of our personnel and equipment, and as specified in the SCOPE OF WORK.

2. TEMPORARY SERVICE † The following will be provided to us free of charge: 220-volt, 200-amp single phase, 110-volt, 40-amp electrical power, and water under normal city pressure, with all outlets and connections to be located within 200 feet of any work area; job toilets; watchmen services; space for a job trailer 10'x40' in size; space for fabrication and storage of material to be used in job; spot grades and elevations around the job; and see SCOPE OF WORK for any additional services required.

3. PLANS AND PERMISSION † For any Schnabel Foundation Company design, a detailed plan will be furnished, signed by a licensed engineer, showing the original plan on which this price is based. Changes will be made as you request, or as necessary to obtain approval of others, but if such changes result in changed costs, the price shall be adjusted accordingly. Permission to close portions of public space will be obtained by others, as will permission to do portions of this work, including tieback or soil nail installation, on adjacent private property.

4. LABOR † We propose to do this job using union labor, and should labor trouble prevent us from completing this contract, we will be paid for the cost of all work performed to that time, plus a reasonable amount for overhead and profit.

5. UTILITIES † The following shall be performed by others prior to commencement of our work: power lines closer than legally permissible are to be removed, sheathed or de-energized; utilities along the shoring line are to be uncovered and located, then relocated, resupported or removed, as required to prevent interference with our work.

6. EXCLUSIONS † This price does not include any expense or work in connection with the following: excavation (except for underpinning); concrete (except for soldier beams and underpinning); collection and removal of debris and

spoil (including shotcrete rebound) from any work location and the site; removal of overhead or underground manmade obstructions, old footings and footing projections; backfill, tamping, restoration, line and grade work, monitoring, demolition; pumping and site dewatering (including pumping rain water); treated wood; fences, stairways, barricades and handrails; traffic control and flagmen; street cleaning; protection and maintenance of slopes, benches, berms and shoring; fees, permits, deposits, and bonds; liquidated and consequential damages; liability other than for our own negligence, and for negligence of our subcontractors; and, material testing and inspections other than per our design; removal of any of our work. See SCOPE OF WORK for any additional exclusions.

7. CHANGE ORDERS † Change orders will be in writing and subject to advance approval by Schnabel Foundation Company as to design and price before performing changed work. No back charges will be issued nor accepted unless 72 hours notice in writing of a condition requiring correction is given with an additional and reasonable amount allowed for its correction.

8. INSURANCE † We will indemnify you for damages caused by our negligence. We will maintain the following insurance: a) Workers' Compensation - limits established by state law; b) Commercial General Liability in occurrence form - limits of \$1.5 million (bodily injury and property damage combined per occurrence), \$3 million (general aggregate), and \$2 million (completed operations aggregate) including XCU hazards; c) Auto Liability - limits of \$1.5 million each accident (single limit - bodily injury and property damage combined); d) Umbrella Excess Liability - limits of \$1 million. Additional coverage and limits requested by you, if available, will be provided at cost.

9. PAYMENTS † Our price is based upon payments being made by you to us by the 10th of the following month for 95% (or more if stated in the specifications) of all work done the preceding month, including materials delivered to the site or stored in Schnabel's yard, irrespective of whether you have been paid for such work. Final payment to us, including all retainages, will be made by you to us 30 days after substantial completion of our work stated above, irrespective of whether or not you have been paid for such work. If there are later phases, such as ramp removal or other similar items to be completed at a later date, they shall be treated as separate jobs with an agreed to value withheld, and no other retention will be withheld. Interest at the rate of 1½% per month, or the applicable legal maximum rate if more, shall accrue on all amounts not paid by the times provided above, and shall be paid by you to us monthly. Additional work performed by Schnabel shall be included in monthly progress estimates and paid monthly, without retention being withheld. No charges of any kind are to be made against Schnabel's account unless they are agreed to and signed by Schnabel Foundation Company. In the event any amount due as above provided is not paid when due and we commence legal proceedings to enforce payment, you shall be liable to us for all costs of any such legal proceedings, including reasonable attorney fees based on the time expended by our attorneys. If we are not paid within 30 days after the due dates as above provided, we may suspend work (without liability for damages resulting from such suspension) until we have been paid in full for all amounts which have not been timely paid, including amounts coming due during such suspensions, and the costs of demobilization and remobilization.

10. ACCEPTANCE † This proposal may be accepted by your signature, orally, or written notice to us, that you wish us to perform the work covered hereby, or by asking us to proceed with any part of the said work. Upon acceptance, a contract will exist incorporating the terms hereof. If you wish to use a different form of contract, then we would be pleased to negotiate a contract with terms consistent with this proposal and other mutually agreeable terms.

Schnabel

FOUNDATION COMPANY

Atlanta 770/971-6455	Boston 508/303-3642	Chicago 847/639-8900	Denver 303/696-7268	Houston 281/531-1103	Los Angeles 818/345-9671	Philadelphia 610/277-2950	San Francisco 925/947-1881	Washington, DC 301/657-3060
-------------------------	------------------------	-------------------------	------------------------	-------------------------	-----------------------------	------------------------------	-------------------------------	--------------------------------

Schnabel

FOUNDATION COMPANY

Calculation Sheets

Project Northern Inyo Hospital

Contract No. _____

Location Bishop, CA

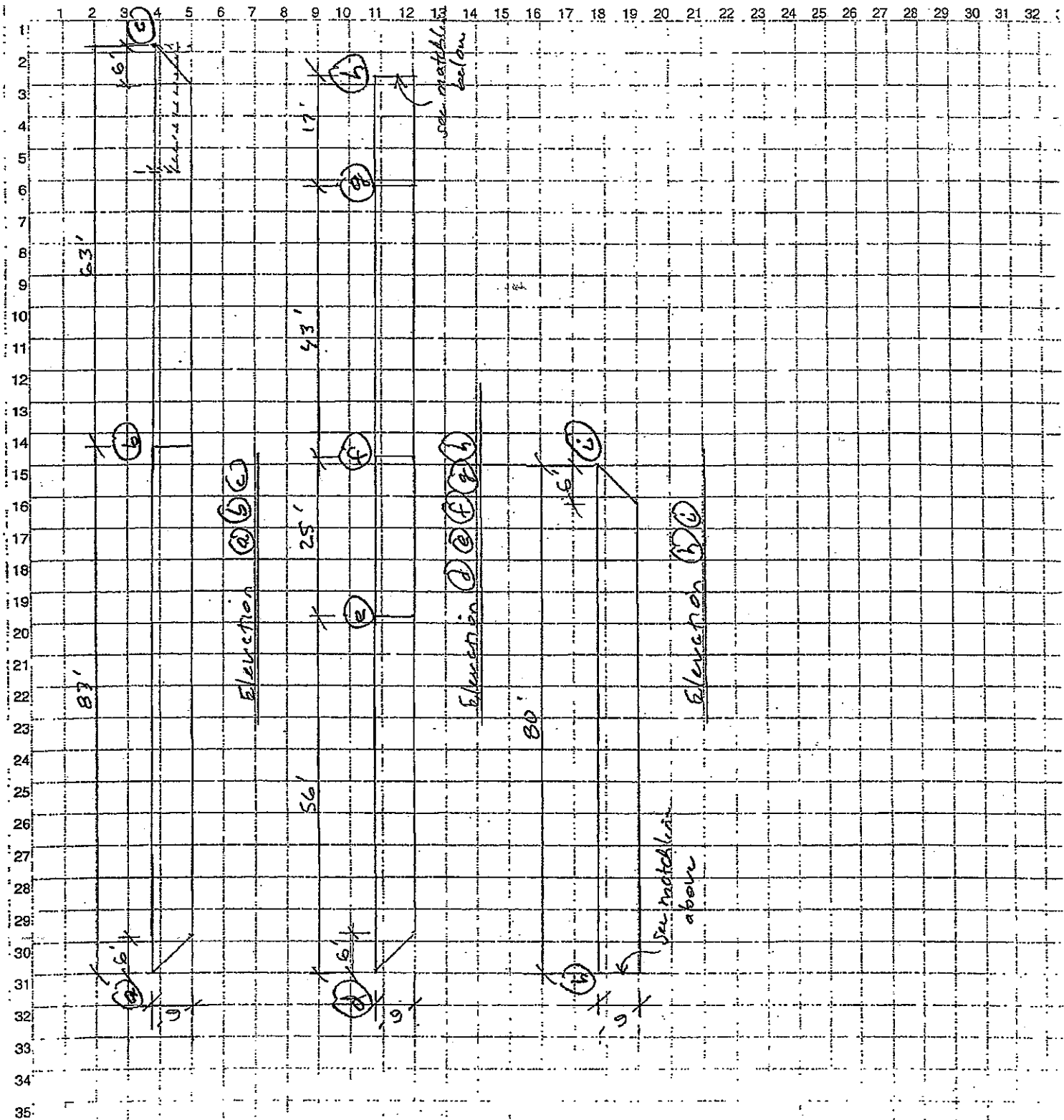
Sheet No. SK-2

Architect/Engineer _____

Date 4/4/08

General Contractor _____

By CJC



Project Herman Jayo Hospital

Contract No. _____

Location Bishop, CA

Sheet No. Sk-4

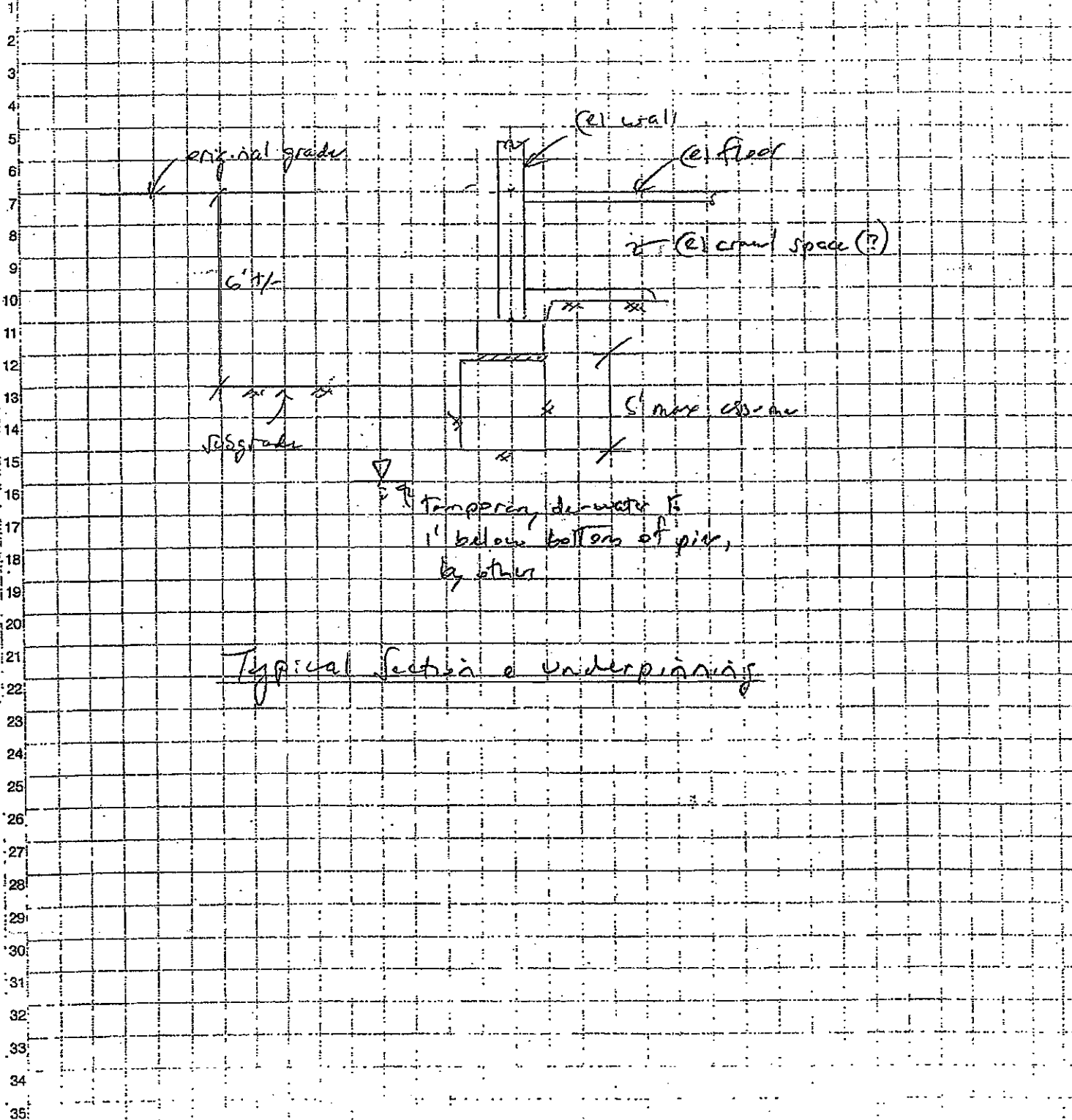
Architect/Engineer _____

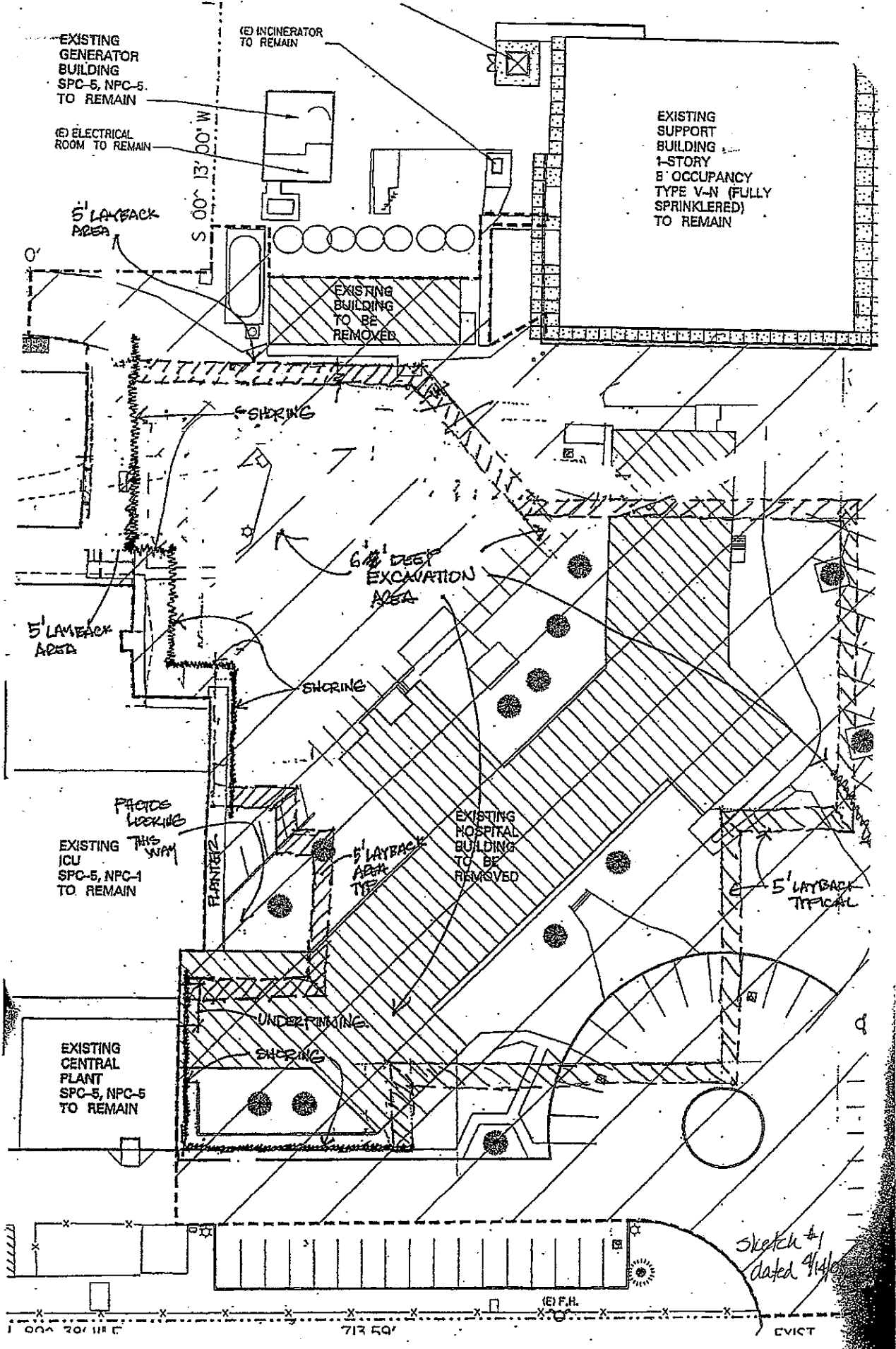
Date 4/4/08

General Contractor _____

By CD

1 2 3 4 5 6 7 8 9 10 11 12 13 14 15 16 17 18 19 20 21 22 23 24 25 26 27 28 29 30 31 32 33





EXISTING GENERATOR BUILDING SPC-5, NPC-5 TO REMAIN

(E) ELECTRICAL ROOM TO REMAIN

(E) INCINERATOR TO REMAIN

EXISTING SUPPORT BUILDING 1-STORY B OCCUPANCY TYPE V-N (FULLY SPRINKLERED) TO REMAIN

EXISTING BUILDING TO BE REMOVED

6' DEEP EXCAVATION AREA

EXISTING HOSPITAL BUILDING TO BE REMOVED

EXISTING ICU SPC-5, NPC-1 TO REMAIN

EXISTING CENTRAL PLANT SPC-5, NPC-5 TO REMAIN

Sketch #1 dated 4/4/6

1 000 207 118 T 713 50' (E) F.H. EVICT

**THIS PAGE
INTENTIONALLY
LEFT
BLANK**



Fax Transmittal
Cover Page

Drill Tech Drilling and Shoring, Inc.

No. California Office:
2200 Wymore way
Antioch, Ca 94509-8518
Phone: 925-978-2060
Fax: 925-978-2063

So. California Office
22223 Forest Boundary Road
Corona, Ca 92883-4956
Phone: 951-277-9700
Fax: 951-277-9701

Date: 5/7/08

To: Mike Penny
(Attention)
Turner
(Company)
916-444-9214
(Fax)

From: Shawn McNamara
Drill Tech Drilling & Shoring
Fax 951-277-9701
Phone 951-277-9700

Subject: Northern Inyo Hospital - Shoring
UNDERPINNING BID

Instruction: _____

Job # _____ Location: BISHOP, CA

Contact: _____

Total Pages Transmitted Including Cover Page 7



ATTN: TURNER CONSTRUCTION (MIKE PENNY)
 RE: DESIGN / CONSTRUCT TEMPORARY SHORING PROPOSAL

PROJECT: NORTHERN INYO HOSPITAL
 BISHOP, CA

BID DATE: 5/7/2008

Please find herein DTDS's proposal to furnish labor, equipment and material to construct the listed items below for the referenced project in accordance with the Contract Plans and Specifications subject to stated Terms and Conditions and attached Standard Conditions (shs. 1-4).

A. PRICING:

Approx 370 ft. long and 6 feet tall along existing hospital building

ITEM NO.	ITEM CODE	ITEM	UNIT OF MEASURE	EST. QTY.	UNIT PRICE	TOTAL PRICE
1	N/A	Construction Temporary Shoring System	SF	2,220	\$104.92	\$232,922.40
2	N/A	Design Temp. Shoring System	LS	1	\$10,000.00	\$10,000.00
3	N/A	Underpinning of Existing Tunnel	LS	1	\$21,000.00	\$21,000.00
TOTAL:						\$263,922.40

B. ADDENDA NOTED: _____

C. SPECIAL CONDITIONS:

- 1 We have based our estimate upon the demolition plans provided, sketch #1 dated 4/14/08 prepared by Turner Construction and geotechnical investigation performed by Converse Consultants. The above bid assumes approximately 370 feet of shoring along the existing hospital buildings as was laid out in Sketch #1. The shoring is to be 6 feet deep. DTDS will require information detailing the existing footing sizes, depths, loading etc... of the existing adjacent buildings to complete a shoring design. DTDS has based our tunnel underpinning pricing on the area identified on Sketch #1. The pricing is based on underpinning a 10 to 12 foot wide footing below the tunnel. DTDS has not included any pricing for internal bracing of the tunnel.
- 2 This pricing is based on one mobilization to the site with all work available in continuous manner
- 3 **Construction of Shoring System**
 Furnish design by CA registered professional engineer
 Furnish working drawings for approval
 Furnish and installation of all shoring elements
- 4 **Tunnel Underpinning**
 Furnish design by CA registered professional engineer
 Furnish working drawings for approval
 Drilling of underpinning elements
 Construction of temporary underpinning grade beam beneath existing tunnel footing
 Tie grade beam into underpinning elements
- 5 The following support items are to be provided or furnished by others at no cost to DTDS:
 All surveying needed for layout, lines, grades, and elevations of shoring wall
 Complete de-watering of excavation prior to shoring installation
 Water runoff and erosion control (SWPPP), construction site drainage, dust control
 Potable water or equivalent (city press. approx. 50 psi) within 100 ft of work area
 All traffic control, advance warning signs, barricades, cones / delineators, k-railing, flagging, etc.
 All easements and permits for retaining wall including the costs in obtaining permits and easements
 Contract plans, inspection (including deputy and special inspection), and testing of materials
 Monitoring of shoring wall system, adjacent buildings, and tunnel
 All survey, control points, grades, and elevations of retaining wall system and drainage
 All utility locations, relocations, removals or support (overhead and underground) including pot-holing

2200 Wymore Way • Antioch, CA 94509-8548 • 925/978-2060 • Fax: 925/978-2063
 22223 Forest Boundary Road • Corona, CA 92883-4956 • 951/277-9700 • Fax: 951/277-9701

- Forming of top of wall above existing grade
- All asphalt and concrete removal / replacement
- Removal of drill spoils and shotcrete rebound including interim handling to stockpile and disposal
- All hazardous material handling, removal, and disposal
- On-site concrete washouts and equipment cleanout pits including clean-up and disposal of washouts
- Potable water or equivalent (city press. approx. 50 psi) within 100 ft of daily work area
- Safe, productive, and level access as required by DTDS for equipment, concrete trucks, and crew at daily construction area (20 ft wide minimum)
- Offhaul and disposal of spoils generated from DTDS operations including on-site dumpsters
- Adequate on-site staging and storage area as needed by DTDS for equipment and materials
- Temporary and/or permanent fencing / railing along the top of walls
- Responsibility of safety railing monitoring and maintenance once DTDS has demobilized
- Structural Plans and or information relating to the existing building footings adjacent to the shoring
- Structural Plans and or information relating to the existing tunnel design and footings to be underpinned
- Internal bracing of the existing tunnel. DTDS price includes underpinning only.
- 6 Materials on hand to be paid within 30 days of order and invoice date.
- Design to be paid within 30 days of approval - \$10,000 (incl. in above quote)
- Mobilization to be paid 30 days from DTDS mobilization to site - 10% of Contract Total
- 7 Scheduling: DTDS requires three weeks written notice after approval of submittals prior to our mobilization onto the project. Upon issuance of subcontract, the contractor is to provide DTDS with a mutually agreed upon project schedule.
- 8 Payments: The Prime Contractor / Owner is to make progress payments to DTDS in monthly installments for the work completed that month. Monthly progress payments to be made within 30 days of DTDS' invoice, regardless of payment from owner or financing entity, or 10 days upon receipt of payment from owner or financing entity, which ever occurs first. The maximum allowable retention to be held on DTDS' work shall be 10% of value of work performed and shall be reduced to 5% of the value of work performed upon completion of 50% of DTDS work. All retention held on DTDS' work is to be released within 45 days upon substantial completion of our work regardless of release by owner or financier.

D. BOND COST: Additional cost for bonding, if required, will be 1% of final subcontract amount

E. STANDARD CONDITIONS: See attached sheets 1 through 4

Please contact us if you have any questions about this quotation.

Very Truly Yours,
Drill Tech Drilling & Shoring, Inc.
 License #745354 A


 Shawn McNamara

Accepted By:

 Signature

 Name & Title

 Date

 License No. & Expiration

Attachments: 1. DTDS Standard Conditions- Drilling (shts 1-4)

DRILL TECH DRILLING & SHORING, INC. (DTDS) STANDARD CONDITIONS OF DRILLING BID PROPOSAL

PROJECT BID DATE: 5/7/09
PROJECT NAME: Northern Inyo Hospital

The attached proposal is based upon the following qualifications, exclusions, conditions and requirements unless specifically stipulated to the contrary in our cover page(s). These Standard Conditions shall be incorporated into our contract. Should these Standard Conditions be at variance with the Plans, Specifications or Conditions of the Project Documents for the noted project, these DTDS Standard Conditions shall take precedence and the purchaser should consider such conditions in preparing its proposal to and contract with the Owner.

1. ACCESS, STAGING, OBSTRUCTIONS:

A) It shall be the responsibility of the Owner and/or Prime Contractor to provide safe unobstructed access for all personnel, equipment, material and concrete trucks moving under their own power to and from each DTDS work location. Access includes ladders and stairways, as well as furnishing, placing and maintaining dry, level, firm benches, ramps, mats, gravel, etc., or other surface materials throughout the project. Access to each location shall be 20'-0" wide with appropriate access provided at the actual drilling location for our equipment.

B) It shall be the responsibility of the Owner and/or Prime Contractor to provide the identification, protection, location, relocation, removal, rerouting and/or repair of all pavement, sidewalks and utilities, underground or overhead, overhead wires, ducts, pipelines, conduits, and other obstructions, etc., in the project area and on adjacent property, so as to prevent any interference with any phase of DTDS's work.

C) Unless negligent, DTDS assumes no responsibility or liability for cracking or settlement of any existing streets, sidewalks, curbs, gutters, utilities, pavement, buildings, or any other damages which may occur during installation of the work or which may be caused by vibration of machinery or equipment.

D) It shall be the responsibility of the Owner and/or Prime Contractor to provide site dewatering prior to the start of work so as to prevent hydrostatic head and not delay the progress of DTDS's work. Where DTDS is pumping water and/or drilling fluids from drilled shafts, it shall be the responsibility of the Owner and/or Prime Contractor to provide a sump within 100 feet of each location. Should tanks or desilting basins be required, they are to be furnished, cleaned, and the material contained therein removed by others with no delays to the drilling operation at no cost to DTDS.

E) It shall be the responsibility of the Owner and/or Prime Contractor to provide hoisting of materials and equipment, if required, due to lack of adequate access.

F) It shall be the responsibility of the Owner and/or Prime Contractor to provide suitable on-site areas for DTDS's office, storage of materials and equipment and fabrication of materials.

G) It shall be the responsibility of the Owner and/or Prime Contractor to provide lane closures, public safety measures and protection including all labor (flag persons, flashers, etc.) and equipment, lighting, street cleaning, barricades, fences, or handrails, including relocation as required.

H) Drilling access to shafts is to be provided prior to beam or cap excavation or agreed to in writing. DTDS will not be responsible for cleanup of drill spoils from pile caps or for retrimming or fine grading bottom of cap. DTDS will not be responsible for cleanup of sloughage from side walls of the cap or for overbreak concrete of neat pile cap excavation. Excess concrete and removal of same above cut off on shafts installed through overburden will be by others.

2. SURVEY:

A) It shall be the responsibility of the Owner and/or Prime Contractor to provide and maintain all required field engineering, surveying and layout, including clearly marked center lines, grade, offset stakes, and elevations at each hole location and maintenance of same.

3. INSPECTION:

A) It shall be the responsibility of the Owner and/or Prime Contractor to provide all required soil, concrete and materials testing, inspection and/or system monitoring, permits, surveys, easements, permission to encroach, reports, as-built drawings, required notices, licenses and bonds.

B) If improvements are tested and are indicative of anomalous conditions DTDS will repair same at our cost. Should physical investigations indicate that no anomalous conditions existed then DTDS shall be compensated for all costs of investigation and repairs at cost plus 20%.

4. SCHEDULE:

A) It shall be the responsibility of the Owner and/or Prime Contractor to coordinate the work of all the other contractors, subcontractors, and material suppliers so as not to hinder, interfere with or delay DTDS work.

B) We will cooperate with the Owner and/or Prime Contractor to prepare a mutually agreeable production schedule. Due to many unknown factors inherent with underground work, we do not guarantee to meet the production schedule should differing site conditions be encountered nor will we accept financial responsibility for not meeting the production schedule, including without limiting the foregoing the payment of liquidated damages, unless we fail to make a reasonable effort.

C) This proposal is based on working a five (5) day work week Monday through Friday from 7:00 AM to 5:00 PM. Additional shifts or overtime work necessitated by delays not of DTDS's cause will be compensated on a time and material basis at cost plus 20%.

D) We will assume no responsibility for delays caused by occurrences beyond our control such as, but not limited to, acts of God, actions or non-actions of Owner or Owner's agents or employees, including Architects and Engineers, Prime Contractor or other contractors on the project, labor disputes, transportation delays, inclement weather, inundation of the site, serious accident or damage to our equipment, acts of public utilities or public bodies, extra work, significantly different subsurface conditions from that shown on plans, specifications or soils report, failure of Owner and/or Prime Contractor to make progress payments, or other contingencies unforeseen by us and beyond our reasonable control.

5. CHARACTER OF THE WORK:

A) We have relied upon the project's plans and specifications for bidding purposes, should conditions be encountered in the performance of our work which differ significantly from those indicated by the contract documents or soils data furnished to us, we shall be entitled to additional time & compensation for any and all variances. This is exclusive of whether the Prime Contractor (if any) obtains similar complementary relief from Owner. If our work extends deeper than soil borings, or outside of area explored by soil borings, we have assumed that the material to be encountered is similar to that which is indicated to the depth explored and within the area explored. Should this not be the case, we will be entitled to additional time and compensation on a time and material basis at cost plus 20%.

B) Unless specified otherwise, only conventional auger tools will be supplied. Work items such as rock drilling, coring, dewatering, hand mining, hand cleaning, casing of shafts, shoring of bells, as well as the repair of drill rigs, drill tools, and casing (damaged as a result of rock drilling or coring) will be extra work.

C) Unless otherwise specified, the removal of obstructions that interfere with DTDS's work shall be extra work. Obstructions are defined as any material, which cannot be drilled at a rate of 1 foot in five minutes with a conventional earth auger and/or under-reaming tool. The use of special rock augers, core barrels, air tools, blasting, hand excavation and /or other methods of excavation, if necessary, will be extra work compensated on a time & material basis at cost plus 20%.

6. ITEMS FURNISHED BY OTHERS:

A) It shall be the responsibility of the Owner and/or Prime Contractor to provide all water, lighting, telephone service, sanitary facilities and electrical power, in such quantity and quality as required by DTDS, within 100 ft. of each work location.

B) It shall be the responsibility of the Owner and/or Prime Contractor to provide continuous removal and disposal of all spoils (incl. segregation), drilling fluids, water contaminated with polymer, waste materials, debris, excess concrete and dunnage, so as not to interfere with or delay the progress of DTDS's work. Drilling subcontractor accepts no responsibility for overrun quantities.

C) Reinforcing steel is to be furnished by others, staged at locations adjacent to shaft locations at no cost to DTDS. All cages will be adequately tied with spacers and adequately braced so they will retain their shape during handling, placing of concrete, and casing withdrawal. DTDS will place these cages with its own personnel. If cages cannot be placed in one continuous length and require splicing, Owner and/or Prime Contractor shall furnish ironworkers or other crafts as required for such splicing at the expense of others.

D) Concrete, approved by DTDS and furnished by others, is to be delivered to each drilled shaft location by the time drilling of the shaft is completed. All concrete to be placed per ACI 336.1. Owner and/or Prime Contractor shall furnish concrete mix designs appropriate for the drilling conditions encountered. Placement of concrete by pump is excluded from this proposal. Drilling subcontractor accepts no responsibility for overrun quantities.

6. ITEMS FURNISHED BY OTHERS (Cont.):

E) In order to eliminate unsafe conditions, all shafts which are not completely filled with concrete are to be covered by others. DTDS shall not be responsible for any portion of a shaft left open or not backfilled, to include top of concrete cutoff below grade, in which case the furnishing and placement of backfill material is required. All of the foregoing work is to be done by others at no cost to DTDS.

F) Forming, placement of dowels, anchor bolts, keys or sandblasting, or any work above existing working grade is excluded. If the tremie method is used, any remedial work including but not limited to removal of excess concrete above cutoff is excluded.

G) Supplemental support of cages, which extend beyond the drilled shaft concrete cut-off elevations will be furnished and installed by others. Access for concrete placement within cages which extend more than 5'-0" above the drilled shaft concrete cut-off elevations will be furnished by others.

7. HAZARDOUS OR CONTAMINATED MATERIALS:

A) DTDS shall not provide services with regard to the removal or disposal of hazardous substances or contaminated materials. Owner/Prime Contractor shall have sole responsibility for investigating the existence and location of hazardous substances or contaminated materials at the project site and furnishing all tests, inspections, warnings, notices, or posting required by law.

The encountering of any hazardous substances or contaminated materials shall be a differing site condition. If a hazardous substance or contaminated material is discovered, DTDS shall stop the work affected, notify the Owner/Prime Contractor, and have no obligation to perform investigation of remedial work. The Owner/Prime Contractor shall promptly investigate the condition and make all required determinations, and actions. If DTDS agrees to proceed, the Owner/Prime Contractor shall provide insurance and give written direction to DTDS relating to completion of work under contract. DTDS shall be entitled to a time extension for the delay and compensation for all costs incurred, including but not limited to, the additional costs of performing contract work, extra work, delays, suspension of work, safety measures, etc.

Owner/Prime Contractor agrees to indemnify, hold harmless, and defend DTDS and its owners, officers, employees, and agents from and against any liability, claim, loss, penalty, damage, expense (including legal and expert expenses) or legal or administrative proceeding brought by any other party including any governmental or regulatory authority arising out of the existence, encountering, handling, transportation, disposal, release, response, remediation, or removal of the hazardous substance or contaminated material.

As used herein, hazardous substance or contaminated material shall be interpreted broadly to mean any substance, material, or waste encountered during the course of performance defined or designated as hazardous, toxic, or otherwise dangerous to human health, property, or the environment by any governmental or regulatory authority.

8. INSURANCE, INDEMNIFICATION, BONDS, TAXES:

A) DTDS shall maintain in place during the performance of its work hereunder, worker's compensation coverage as required by law, bodily injury and property damage liability insurance (XCU exclusion deleted), with a combined single limit of \$1 million. "Additional Insured" coverage thereunder is limited to DTDS's proportionate share of the total fault causing the loss or damage on which such claim is based. Coverage afforded shall be Type III. For additional insurance requirements beyond that mentioned above, the total additional cost and premiums required shall be solely born by the Prime Contractor and/or Owner.

B) DTDS shall indemnify Prime Contractor (if any) and Owner with respect to any claim which arises directly from the negligence, if any, of DTDS in performance of its work hereunder, but the extent of such indemnity shall be only in proportion to DTDS's share of the total fault causing the loss or damage on which such claim is based. DTDS shall have no other responsibility to defend, indemnify or provide insurance for Prime Contractor (if any), Owner or others with respect to claims arising from or related to DTDS's work hereunder.

C) Additionally Insured endorsements and Primary Wording shall be as per our Insurer's CG 20 10 11 85 form. Request for revisions may incur additional premiums to be paid by others.

D) A bond will be furnished if required with premium to be paid by others.

E) Unless specifically indicated, this quotation does not include any local, state, federal or governmental agency taxes, including sales tax.

F) Requests for waiver of subrogation not contained within the Owner's contract documents will be furnished upon request with additional premiums to be paid by others. Where such waivers are identified they shall be applicable only to the Owner and their agents. Such subrogation will not extend to the General Contractor, their Subcontractors, Suppliers or Agents.

9. DELAYS, LIQUIDATED DAMAGES, BACKCHARGES:

- A) No charges of any kind to DTDS will be accepted unless agreed to and signed for by an authorized representative of DTDS on a daily basis. Should damages be incurred which are the responsibility of DTDS, DTDS must be notified in writing and have an opportunity to resolve same with our own forces.
- B) No liquidated damages may be assessed without DTDS specifically agreeing in writing. DTDS shall not be responsible for any consequential or incidental damages. Should liquidated damages be agreed to in writing, the amount assessed will be limited not to exceed our subcontract value less materials.
- C) Unless specified otherwise, extra work items of work specifically excluded but performed by DTDS, or delays resulting from interference or non-performance of others, shall be invoiced at cost plus 20%.

10. PAYMENTS:

A) During the work, monthly progress payments are to be made for materials delivered and work performed up to the 25th day of each month. These progress payments shall include costs for all materials purchased and/or fabricated, but not installed and shall be invoiced and submitted to Owner and/or Prime Contractor for approval and processing. Payment by Owner and/or Prime Contractor shall be received by us no later than 30 calendar days after the date of each submission regardless of whether payment is received from Owner or funding agency. Interest will be charged on all past due accounts, at the maximum rate allowable by law. Full payment for DTDS work is to be made within 45 days after substantial completion of our work. There is to be no retention withheld from this final payment. If there are phases or ramp removals, they shall be treated as separate jobs with an agreed-to value withheld. Owner and/or Prime Contractor will provide the option to DTDS to participate in and/or establish an escrow account with regards to Owner and/or Prime Contractor's retention of progress billings due DTDS under contract.

- B) For pay purposes, drilling depths are measured from the bottom of drilling unit's tires/tracks to the bottom of the drilled shaft.
- C) For deductions in scopes of work, credits back for eliminated work will be made at an adjusted unit price, which will be less than the bid quote unit price.
- D) The add/deduct unit prices for any individual drilled shaft shall apply only when the variation from prescribed length does not exceed 15%.
- E) The acceptance or rejection of a drilled shaft is to be upon immediate completion of the shaft including the placement of rebar and concrete. Changes made after acceptance will be at extra cost.
- F) The removal of any materials once installed is excluded, unless such work is covered by bid item.
- G) This proposal price is based on performing our work in one continuous, uninterrupted operation with only one move on and off the site unless specifically noted otherwise. Each additional mobilization beyond one or that established in DTDS's proposal will be charged at \$ 12,000.00 Per each additional Mobilization.
- H) Owner and/or Prime Contractor shall compensate us for delays of our work on a time and material basis as if the delay constituted extra work. Standby and delay time will be charged at \$ 875.00 Per hour for Equipment with Crew, \$ 425.00 Per hour for Equipment.

11. CLAIMS, ARBITRATION:

- A) Any controversy or claim arising out of or relating to this contract, or the breach thereof, shall be settled by arbitration in accordance with the Construction Industry Arbitration Rules of the American Arbitration Association, and judgment upon the award rendered by the Arbitrator(s) may be entered in any Court having jurisdiction thereof.
- B) In the event action must be instituted to enforce payment, or any other rights under this agreement, the Prime Contractor agrees to pay DTDS's attorney's fees and costs, which specifically include the cost of experts.

12. CONTRACT CONDITIONS:

- A) These conditions shall be attached to and become part of the contract and shall take precedence over any conflicting conditions or statements.
- B) Modifications to these conditions or exclusions must be specifically described and initialed by an authorized representative of DTDS.

13. TIME OF ACCEPTANCE:

- A) Unless specified otherwise, this bid quotation shall not remain in effect after 30 days of the bid date unless accepted in writing or by Contract.

**THIS PAGE
INTENTIONALLY
LEFT
BLANK**

2009 Budget Narrative

The budget for 2009 calls for the first budgeted reduction in Net Income in several years. This is primarily due to:

1. The incurrence of higher operating costs associated with the building program. The largest of these expenses are the depreciation (\$430,890) on the two new completed building and the leases on the temporary buildings (\$502,713).
2. A decline in interest income due to general market conditions.

Nonetheless, the budget will produce the \$4,874,702 cash flow to fund the building project and current capital requirements.

This year as in the past we will not review detailed departmental budgets in favor of approving the assumptions used in constructing those budgets. Management then is requesting the Boards' approval of the submitted budget with its attendant assumptions to specifically include:

1. A 2% Cost of Living Adjustment for all pay grades effective the first pay period in July.
2. The normal Sep increase for eligible employees including the expanded step program discussed in Assumption #7.
3. A 6% across the board rate increase and a .5% focused rate adjustment described in Assumption #10.
4. Annual Capital expenditures of 1.498M.
5. The annual Operating Budget of \$79,019,342.

**Northern Inyo Hospital
Budget
Assumptions**

2009 Budget

1. There is no change in-patient activity budgeted for FY 2009. (Current YTD Average Daily Census is 9.63) Daily total patient census will average 10.0 patients per day, categorized as follows:
 - a. Med/Surg/Peds 2367 Annual 6.46 Daily Average (2566)
 - b. ICU 327 Annual 0.9 Daily Average (312)
 - c. OB 483 Annual 1.32 Daily Average (427)
 - d. Nursery 483 Annual 1.32 Daily Average (427)
 - e. RHC 1200 visits per month
2. There will be no budgeted change in the payer mix or services from current operations.
3. Other Operating Revenue will include \$786,490 from the District for Debt Service payments on the 2005 General Obligation Bond.
4. The cost of supplies, purchased services and miscellaneous expenses will increase at a 5% inflation rate.
5. Displacement of various Departments will require additional manpower in the following areas: Registration and Lab.
6. Wages and salaries will be increase by 3.5% for cost of living adjustments (2% effective 7/6/2008 and 1% 1/4/2009) The second of these will be reviewed as last year and be dependant on performance to budget and actual increase in the Cost of Living. Total wages will increase an additional 1.8% for anniversary (step) increase and wage adjustments. Approximately 30% of employees are eligible each year for step increase. It is expected that employee benefits will run about 57% of Wages and Salaries, as is currently the case.
7. There has not been a general "adjustment to market" for non-clinical management for over eight years. (Clinical managers have received adjustments that were driven by their clinical specialties). As a result many managers are being compensated at less than the benchmark of the 50th percentile of available survey data used by NIH. This situation was either created or exacerbated by the fact that a significant number of mangers have been "maxed out" at step five for many years, a few for over ten years. A general realignment of management can be a huge undertaking and

occasionally be very expensive. Significant and equitable relief can be achieved by the simple removal of the Step 5 limitation and creating a Step 6 and 7 for all management pay grades and moving the few managers that are not on the management pay scale to the management pay scale. This approach has the advantages of avoiding the huge and occasionally controversial realignment process, minimizes the cost of providing relief for the next two years, provides a benefit to all managers, and is spread out over the budget year. The annualized cost of this approach is \$84,204.

8. The hospital's operating reserves (not including the building fund(s) will increase to at about \$27,000,000, producing a budgeted interest income of \$720,000 (2.6% yields.)
9. Capital expenditures will be budgeted at \$1.5M excluding the building project related capital purchases.
10. A 6% across the board rate increase (effective 7-1-2009) and other focused rate adjustments that would net another .5% in net increases.
11. This budget includes the lease expense of the temporary buildings (modulars) of \$502,713.
12. This budget includes the added depreciation of the two new permanent buildings of \$430,890.
13. This budget produces approximately \$4,874,702 of cash flow. (See table 1)

		FYE 07	YTD Actual	2008 Projected	2009 Bud
Unrestricted revenues, gains and other support:					
In-patient service revenue:					
Routine	6.5%	6,599,926	4,564,107	6,846,161	\$ 7,291,161
Ancillary	6.5%	21,593,622	15,238,316	22,857,473	\$ 24,343,209
Total in-patient service revenue		28,193,548	19,802,423	29,703,634	\$31,634,370
Out-patient service revenue	6.5%	39,738,022	29,661,954	44,492,931	\$ 47,384,972
Gross patient service revenue		67,931,570	49,464,377	74,196,565	\$79,019,342
Less deductions from patient service revenue:					
Patient service revenue adjustments	rog	1,660,715	1,261,161		\$ 1,710,536
Contractual adjustments	38.5%	26,801,179	19,390,443		\$30,422,447
Total deductions from patient service revenue	40.7%	28,461,894	20,651,604	30,977,405	\$ 32,132,983
Net patient service revenue		39,469,676	28,812,773	43,219,160	\$ 46,886,359
Other revenue		320,523	224,031	336,046	\$ 336,046
Transfers from Restricted Funds for Other Operating Expenses	fixed	788,740	393,995	590,993	\$ 786,490
Total Other revenue		1,109,263	618,026	927,039	\$ 1,122,536
Total revenue, gains and other support		40,578,939	29,430,799	44,146,199	\$ 48,008,895
Expenses:					
Salaries and wages	3.5%	14,159,776	10,299,153	15,448,730	\$ 17,190,364
Employee benefits	fixed %	7,846,524	5,798,138	8,697,206	\$ 9,766,383
Professional fees	5.0%	2,961,662	2,303,390	3,455,085	\$ 3,378,365
Supplies	5.0%	5,041,681	3,570,426	5,355,638	\$ 5,694,774
Purchased services	rog	1,758,447	1,286,518	1,929,777	\$ 2,337,907
Depreciation	calculated	1,635,806	1,015,289	1,522,933	\$ 2,509,815
Interest	calculated	408,540	306,202	459,303	\$ 550,038
Bad debts	5.5%	1,726,024	1,274,102	1,911,153	\$ 2,016,266
Other	rog	1,868,051	1,538,408	2,307,613	\$ 2,898,405
Total expenses		37,406,511	27,391,626	41,087,439	\$ 46,342,317
Operating income (loss)		3,172,428	2,039,173	3,058,760	\$ 1,666,578
Other income:					
District tax receipts	constant	519,869	296,104	444,156	\$ 444,156
Interest	3.0%	908,995	648,688	973,031	\$ 720,000
Other	plug	45,120	72,621	108,932	\$ 100,000
Grants and Other Non-Restricted Contributions	plug	192,649	10,000	15,000	\$ 40,000
Partnership Investment Income	n/a	17,319	-		
Total other income, net		1,683,952	1,027,413	1,541,119	\$ 1,304,156
Non-Operating Expense					
Medical Office Expense	constant	131,786	85,841	128,762	\$ 160,895
Urology Office	constant	108,266	82,328	123,492	\$ 92,259
Total Non-Operating Expense		240,052	168,169	252,254	\$ 253,154
Excess (deficiency) of revenues over expenses		4,616,328	2,898,417	4,347,625	\$ 2,717,580

BY 09
Projected
Free Cash Flow

cash provided by operations	\$2,717,580
non cash items	\$ 2,509,815
increase in AP	\$100,000
total cash available	\$5,327,395

cash used by:	
principal payments	<u>\$ 673,227</u>
increase in AR	(\$220,534)
total cash uses	\$452,693

Available for capital	\$4,874,702
-----------------------	-------------

Northern Inyo Hospital - 2008-09 Capital Expenditure Requests

ID	Department	Description	Est Cost	Life	Priority
		1-Budget Year		Yrs	
		2-Budget Year; Optional		of	
		3-Future Purchase			
		5-Budget Year; Building Proj Purchase from Operating			
7590-01	EKG	Desks and Chairs	\$ 2,500.00	10	1
7590-02	EKG	File Cabinets	\$ 2,500.00	10	1
7590-03	EKG	Blood Pressure Monitor	\$ 1,800.00	6	1
7010-01	Emergency Room	1-Trauma Gurney; 1-OB/GYN multi-use Gurney; both 700lb Capacity	\$ 16,000.00	7	1
7010-02	Emergency Room	Hover Tech Hover Matt patient transfer device	\$ 3,000.00	10	1
8440-01	Environmental Services	Floor Polisher	\$ 4,000.00	5	1
8560-01	HR/Staff Development	On-Line Web Based Employee Training Program	\$ 5,000.00	3	1
6010-01	ICU	HILL ROM Total Care Bed	\$ 20,000.00	12	1
6010-02	ICU	Refurbished Cardiac Patient Monitor	\$ 7,000.00	5	1
8480-01	IT	Postini Anti-spam Solution	\$ 7,800.00	5	1
8480-02	IT	Approximately 100 replacement computers for obsolete workstations	\$ 88,600.00	3	1
8480-03	IT	3 Servers	\$ 11,500.00	3	1
8480-04	IT	Modem for desktop faxing server	\$ 3,000.00	3	1
8480-05	IT	Air Conditioning for Server room	\$ 50,000.00	10	1
8480-06	IT	Web Security Appliance	\$ 18,000.00	3	1
8480-07	IT	Quantity 6 48-port network switches, quantity 3 24-port network switches	\$ 76,500.00	3	1
8480-08	IT	Replacement for 12 Laptop computers for Training Lab	\$ 21,000.00	3	1
7540-01	Lab/Blood Bank	Platelet Incubator Helmer PC100n with PF-15h agitator	\$ 7,500.75	10	1
7503-01	Lab/Chemistry	Helmer Benchtop Centrifuge Rotina 420 High Spin	\$ 7,300.00	7	1
8460-01	Maintenance	Vocera wireless Communication system for internal hospital campus	\$ 125,000.00	10	1
8460-02	Maintenance	Sewer Snake	\$ 3,000.00	10	1
8460-04	Maintenance/Building Fixed	A/C Zone Control for Billing Office	\$ 7,000.00	10	1
8460-05	Maintenance/Building Fixed	Push Button Locks for various doors with electronic access	\$ 8,000.00	15	1
8460-06	Maintenance/Buildings	Landscaping	\$ 9,500.00	10	1
8460-07	Maintenance/Buildings	Cement Repairs around campus	\$ 8,000.00	15	1
8460-08	Maintenance/Buildings	Signage	\$ 40,000.00	10	1
8460-09	Maintenance/Buildings	RHC Asphalt	\$ 30,000.00	8	1
8460-10	Maintenance/Buildings	Security Cameras	\$ 15,000.00	10	1
8460-11	Maintenance/Buildings	Landscaping/Tree Trimming and removal around campus	\$ 9,600.00	10	1
8460-12	Maintenance/Buildings	Asphalt for Tribal Parking	\$ 30,000.00	7	1
8460-13	Maintenance/Patient Care Areas	TV (replace as they go out)	\$ 3,000.00	3	1
6170-01	Nursing/ Medical Surgical Unit	HILL ROM Patient Over Bed Tables (6 each)	\$ 3,110.00	15	1
6170-02	Nursing/ Medical Surgical Unit	HILL ROM Excelcare Bariatric Bed w/low Airloss Pressure Relief Surface	\$ 30,000.00	15	1
6170-03	Nursing/ Medical Surgical Unit	MEDC Wheelchair, Bariatric, Folding Weight Capacity 700lbs	\$ 1,500.00	5	1
6170-04	Nursing/ Medical Surgical Unit	Hoyer Heavy-Duty Power Patient Lifter with scale	\$ 5,194.80	10	1

ID	Department	Description	Est Cost	Life	Priority
6170-05	Nursing/ Medical Surgical Unit	Power Patient Mover	\$ 4,500.00	10	1
6380-01	OB	Birthing Beds (20,000 Each)	\$ 40,000.00	15	1
8390-01	Pharmacy	Vinyl Flooring	\$ 6,493.51	10	1
7770-01	Physical Therapy	Desks, Chairs, Exercise Equipment, File Cabinets, etc. for new office	\$ 50,000.00	10	1
7630-01	Radiology	Modality Worklist Software	\$ 5,000.00	5	1
7630-02	Radiology/Surgery	OEC 9900 Elite Digital Mobile C-arm BVAS	\$ 218,970.00	5	1
7720-01	Respiratory Care	Vision Bi-PAP	\$ 10,000.00	8	1
7720-02	Respiratory Care	Neo-Puff Infant Resuscitators (2 each)	\$ 1,850.00	10	1
7720-03	Respiratory Care	Portable Pulse Oximeters (3 each)	\$ 1,940.00	7	1
7070-01	Rural Health Clinic	Practice Management System (includes installation and training)	\$ 52,670.00	5	1
7420-01	Surgery	Computer Mobile Workstations (3)	\$ 6,000.00	3	1
7420-02	Surgery	Printer for Flexible Endoscopy Cart	\$ 5,000.00	5	1
7420-03	Surgery	High Definition Video System	\$ 185,000.00	5	1
7420-04	Surgery	Additional 10mm & 5mm Ridig Laparoscope	\$ 8,000.00	3	1
7420-05	Surgery	Flexible UGI Endoscope and Colonoscope	\$ 55,000.00	3	1
7420-06	Surgery	Portable Ultrasonic Cleaner for Surgery/Central Supply	\$ 20,000.00	10	1
7420-08	Surgery	AORN Perioperative Video Library for Education	\$ 3,000.00	5	1
7420-09	Surgery	Endometrial Ablation Equipment Nova Star	\$ 25,000.00	3	1
7420-10	Surgery	Flexible Cystoscopy Equipment	\$ 32,000.00	3	1
7420-11	Surgery	Anesthesia Monitors for the Surgical Suites	\$ 60,000.00	7	1
7420-12	Surgery	Compartmental Pressure Indwelling Monitoring Synthes	\$ 7,000.00	10	1
7420-13	Surgery	Additional set of arthroscopy instrumentation	\$ 20,000.00	3	1
		Total priority 1	\$ 1,498,329.06		
8480-09	IT	2 Physical Servers for hosting virtual servers	\$ 19,000.00	3	2
8480-10	IT	4 Servers for hosting Citrix Application	\$ 26,000.00	3	2
8480-11	IT	KVM Solution for server room	\$ 6,500.00	3	2
8480-12	IT	Network Aware Appliance	\$ 10,000.00	3	2
7501-01	Lab/Hematology	Olympus BX-41 Phase Contrast Microscope	\$ 9,089.36	7	2
7502-01	Lab/Microbiology	GeneXpert IV 2 Testing Site system w/6 color Modules, Desktop Computer & Dx 2.1 Software and HPLJ1018 Printer	\$ 49,200.00	8	2
8460-14	Maintenance/Movable Equipment	Ariel Scissor Lift	\$ 7,000.00	10	2
8460-03	Maintenance	Truck (replacement for Mazda)	\$ 25,000.00	4	2
9510-01	Medical Office/Ramadan	Cannon Image Runner 1023FN	\$ 2,000.00	5	2
9511-01	Medical Office/Urology	BX41 Microscope with Plan Fluorite Objectives	\$ 8,243.69	7	2
7650-01	Nuclear Medicine	Dilon 6800 Gamma Camera	\$ 257,413.25	5	3
6530-01	Nursery	Newborn Isolette (2)	\$ 13,000.00	10	2
6170-06	Nursing/ Medical Surgical Unit	Versacare Patient Beds (4 each)	\$ 26,800.00	12	2
6380-02	OB	Fetal Monitor with Telemetry system and BP monitor	\$ 25,000.00	10	2
7427-01	PACU	5 Patient Monitors	\$ 100,000.00	10	2
7427-02	PACU	Laptop for bedside charting	\$ 2,000.00	3	2
7427-03	PACU	Portable Stand for Computer	\$ 2,500.00	5	2

ID	Department	Description	Est Cost	Life	Priority
7630-03	Radiology	Defibrillator with cart	\$ 12,000.00	5	2
7420-07	Surgery	Radiolucent Surgery Table for Orthopedics	\$ 150,000.00	10	2
7420-14	Surgery	High Powered Drill for Orthopedic Procedures	\$ 22,000.00	5	2
7420-15	Surgery	Brookwaller Retraction System - general surgery	\$ 20,000.00	5	2
7420-16	Surgery	Argon Laser and Indirect Ophthalmoscope Headset	\$ 40,000.00	10	2
7078-01	Surgery Clinic	Cannon Image Runner 1023FN	\$ 2,000.00	5	2
	Total priority 2		\$ 834,746.30		
8480-13	IT	2 spare servers	\$ 10,000.00	3	3
8480-14	IT	Large Flat screen Monitor	\$ 2,500.00	3	3
8460-15	Maintenance/Building Fixed	ICU Nurse Call Unit (Emergency Purchase Only)	\$ 10,000.00	10	3
8460-16	Maintenance/Building Fixed	Incinerator/autoclave/compactor (Emergency Purchase Only)	\$ 400,000.00	20	3
8460-17	Maintenance/Building Fixed	Nurse Call Unit Med/Surg; OB (Emergency Purchase Only)	\$ 50,000.00	10	3
8460-18	Maintenance/Building Fixed	Telephone and Voice Mail System	\$ 150,000.00	10	3
8460-19	Maintenance/Buildings	Tractor	\$ 25,000.00	10	3
8750-01	UR	Interqual Medicare admission criteria software	\$ 50,310.00	5	3
	Total priority three		\$ 697,810.00		
	Grand total		\$ 3,030,885.36		

END